

**UNITED STATES  
SECURITIES AND EXCHANGE COMMISSION**  
Washington, D.C. 20549

---

**FORM 8-K**

---

**CURRENT REPORT  
PURSUANT TO SECTION 13 OR 15(d)  
OF THE SECURITIES EXCHANGE ACT OF 1934**

**June 27, 2017  
Date of Report  
(Date of earliest event reported)**

---

**SYNCHRONY FINANCIAL**

(Exact name of registrant as specified in its charter)

---

**Delaware**  
(State or other jurisdiction  
of incorporation)

**001-36560**  
(Commission  
File Number)

**51-0483352**  
(I.R.S. Employer  
Identification No.)

**777 Long Ridge Road, Stamford, Connecticut**  
(Address of principal executive offices)

**(203) 585-2400**  
(Registrant's telephone number, including area code)  
**N/A**  
(Former name or former address, if changed since last report)

**06902**  
(Zip Code)

---

Check the appropriate box below if the Form 8-K filing is intended to simultaneously satisfy the filing obligation of the registrant under any of the following provisions:

- Written communications pursuant to Rule 425 under the Securities Act (17 CFR 230.425)
- Soliciting material pursuant to Rule 14a-12 under the Exchange Act (17 CFR 240.14a-12)
- Pre-commencement communications pursuant to Rule 14d-2(b) under the Exchange Act (17 CFR 240.14d-2(b))
- Pre-commencement communications pursuant to Rule 13e-4(c) under the Exchange Act (17 CFR 240.13e-4(c))

Indicate by check mark whether the registrant is an emerging growth company as defined in Rule 405 of the Securities Act of 1933 (§230.405 of this chapter) or Rule 12b-2 of the Securities Exchange Act of 1934 (§240.12b-2 of this chapter).

Emerging growth company

If an emerging growth company, indicate by check mark if the registrant has elected not to use the extended transition period for complying with any new or revised financial accounting standards provided pursuant to Section 13(a) of the Exchange Act.

---

**Item 7.01 Regulation FD Disclosure.**

Synchrony Financial (the "Company") today released the results of the annual stress tests conducted by the Company and by Synchrony Bank (the "Bank"), a wholly-owned subsidiary of the Company, respectively, in accordance with the Dodd-Frank Wall Street Reform and Consumer Protection Act. These results are included as Exhibit 99.1 hereto and incorporated by reference into this Item 7.01. The results are also available on the Investor Relations page of the Company's website at [www.investors.synchronyfinancial.com](http://www.investors.synchronyfinancial.com).

The information contained in this Item 7.01 of this Current Report on Form 8-K, including Exhibit 99.1, is furnished pursuant to Item 7.01 of Form 8-K and shall not be deemed to be "filed" for purposes of Section 18 of the Securities Exchange Act of 1934, as amended, or otherwise subject to the liabilities of that section, nor shall it be deemed incorporated by reference in any filing under the Securities Act of 1933, as amended, or the Securities Exchange Act of 1934, as amended, except as shall be expressly stated by specific reference in such filing.

**Item 9.01 Financial Statements and Exhibits.**

*(d) Exhibits*

The following exhibits are being furnished as part of this report:

<u>Number</u>	<u>Description</u>
99.1	Synchrony Financial Dodd-Frank Act Stress Test Disclosures dated June 27, 2017

---

**SIGNATURES**

Pursuant to the requirements of the Securities Exchange Act of 1934, the registrant has duly caused this report to be signed on its behalf by the undersigned hereunto duly authorized.

**SYNCHRONY FINANCIAL**

Date: June 27, 2017

By:                                 /s/ Jonathan Mothner                                

Name: Jonathan Mothner

Title: Executive Vice President, General Counsel and Secretary

## EXHIBIT INDEX

**Number**

**Description**

99.1

Synchrony Financial Dodd-Frank Act Stress Test Disclosures dated June 27, 2017

# 2017 DFAST Annual Stress Test Disclosure For Synchrony Financial, a Savings and Loan Holding Company

June 27, 2017



# Disclaimers

## Cautionary Statement Regarding Forward-Looking Statements

This presentation contains certain forward-looking statements as defined in Section 27A of the Securities Act of 1933, as amended, and Section 21E of the Securities Exchange Act of 1934, as amended, which are subject to the "safe harbor" created by those sections. Forward-looking statements may be identified by words such as "outlook," "expects," "intends," "anticipates," "plans," "believes," "seeks," "targets," "estimates," "will," "should," "may" or words of similar meaning, but these words are not the exclusive means of identifying forward-looking statements. Forward-looking statements are based on management's current expectations and assumptions, and are subject to inherent uncertainties, risks and changes in circumstances that are difficult to predict. As a result, actual results could differ materially from those indicated in these forward-looking statements. Factors that could cause actual results to differ materially include global political, economic, business, competitive, market, regulatory and other factors and risks, such as: the impact of macroeconomic conditions and whether industry trends we have identified develop as anticipated; retaining existing partners and attracting new partners, concentration of our revenue in a small number of Retail Card partners, promotion and support of our products by our partners, and financial performance of our partners; cyber-attacks or other security breaches; higher borrowing costs and adverse financial market conditions impacting our funding and liquidity, and any reduction in our credit ratings; our ability to securitize our loans, occurrence of an early amortization of our securitization facilities, loss of the right to service or subservice our securitized loans, and lower payment rates on our securitized loans; our ability to grow our deposits in the future; changes in market interest rates and the impact of any margin compression; effectiveness of our risk management processes and procedures, reliance on models which may be inaccurate or misinterpreted, our ability to manage our credit risk, the sufficiency of our allowance for loan losses and the accuracy of the assumptions or estimates used in preparing our financial statements; our ability to offset increases in our costs in retailer share arrangements; competition in the consumer finance industry; our concentration in the U.S. consumer credit market; our ability to successfully develop and commercialize new or enhanced products and services; our ability to realize the value of strategic investments; reductions in interchange fees; fraudulent activity; failure of third parties to provide various services that are important to our operations; disruptions in the operations of our computer systems and data centers; international risks and compliance and regulatory risks and costs associated with international operations; alleged infringement of intellectual property rights of others and our ability to protect our intellectual property; litigation and regulatory actions; damage to our reputation; our ability to attract, retain and motivate key officers and employees; tax legislation initiatives or challenges to our tax positions and state sales tax rules and regulations; a material indemnification obligation to GE under the tax sharing and separation agreement with GE if we cause the split-off from GE or certain preliminary transactions to fail to qualify for tax-free treatment or in the case of certain significant transfers of our stock following the split-off; regulation, supervision, examination and enforcement of our business by governmental authorities, the impact of the Dodd-Frank Wall Street Reform and Consumer Protection Act and the impact of the Consumer Financial Protection Bureau's regulation of our business; impact of capital adequacy rules and liquidity requirements; restrictions that limit Synchrony Financial's ability to pay dividends and repurchase our common stock, and restrictions that limit Synchrony Bank's ability to pay dividends to Synchrony Financial; regulations relating to privacy, information security and data protection; use of third-party vendors and ongoing third-party business relationships; and failure to comply with anti-money laundering and anti-terrorism financing laws. Forward-looking statements in this presentation include projections of Synchrony Financial's and Synchrony Bank's results of operations and financial condition, under hypothetical scenarios incorporating a set of assumed economic and financial conditions that are more adverse than Synchrony Financial and Synchrony Bank expect, as prescribed by the Federal Reserve Board and the Office of the Comptroller of the Currency, respectively. The projections do not represent forecasts of expected losses, revenue, net income, risk-weighted assets, capital or capital ratios, but rather reflect possible results under the prescribed hypothetical scenario.

For the reasons described above, we caution you against relying on any forward-looking statements, which should also be read in conjunction with the other cautionary statements that are included elsewhere in this presentation and in Synchrony Financial's public filings, including under the heading "Risk Factors" in Synchrony Financial's Annual Report on Form 10-K for the fiscal year ended December 31, 2016, as filed on February 23, 2017. You should not consider any list of such factors to be an exhaustive statement of all of the risks, uncertainties, or potentially inaccurate assumptions that could cause our current expectations or beliefs to change. Further, any forward-looking statement speaks only as of the date on which it is made, and we undertake no obligation to update or revise any forward-looking statement to reflect events or circumstances after the date on which the statement is made or to reflect the occurrence of unanticipated events, except as otherwise may be required by law.

# Overview

- The 2017 Annual Stress Test Disclosure presents the results of the annual stress tests conducted by Synchrony Financial (“Synchrony”) and Synchrony Bank (the “Bank”), a wholly-owned subsidiary of Synchrony, in accordance with the Dodd-Frank Act Company-Run Stress Test requirements.
- The stress tests reflect the potential impact of hypothetical macroeconomic scenarios on certain financial measures of Synchrony and the Bank over a nine-quarter planning horizon from 1Q 2017 through 1Q 2019. Synchrony is required to publicly disclose a summary of the results for the Supervisory Severely Adverse scenario for both Synchrony and the Bank.
- The results represent hypothetical estimates consistent with the requirements prescribed by the Board of Governors of the Federal Reserve System (the “FRB”) and the Office of the Comptroller of the Currency (the “OCC”) and do not represent Synchrony’s and the Bank’s forecast of expected losses, revenue, net income, risk-weighted assets, capital, or capital ratios.
- The results presented are based on capital action assumptions that would be consistent with the Supervisory Severely Adverse scenario and required methodologies and internal practices:

## Synchrony Financial:

- Actual dividend payments and share repurchases executed in 1Q17.
- Dividend payments in 2Q17 through 1Q19 are consistent with internal capital needs and projections. As a savings and loan holding company, Synchrony is not required to include an average of the prior four quarters of dividends.
- No additional share repurchases and no additional capital issuances or redemptions are contemplated except for issuances related to employee compensation.

## Synchrony Bank:

- Dividend payments from the Bank to Synchrony Financial are limited to no more than the prior quarter’s earnings. As a federal savings association, the Bank is not required to include an average of the prior four quarters of dividends.
- No additional capital issuances or redemptions are contemplated.

# Supervisory Severely Adverse Scenario Description

- The Supervisory Severely Adverse scenario is not a forecast, but rather a hypothetical sequence of events designed to assess the strength of banking organizations and their resilience to a severely adverse economic environment.
- The Supervisory Severely Adverse scenario features the following macroeconomic assumptions:
  - A severe global recession, accompanied by a period of heightened stress in corporate loan markets and commercial real estate markets;
  - The unemployment rate increases by 530 bps from its level in 4Q 2016, peaking at 10.0% in the third quarter of 2018;
  - A decline in house prices by approximately 25% during the scenario period relative to their level in 4Q 2016; and
  - A reduction in the level of real GDP by approximately 660 bps from 4Q 2016 to the first half of 2018, with a recovery beginning thereafter.



# Risk Coverage

Synchrony intends to capture its material risk exposures through its stress testing policies, procedures, and processes. The types of material risk exposures encompassed in this hypothetical exercise include the following:

Risks	Description	Primary Components
Credit Risk	Loss that arises when an obligor fails to meet contractual terms, including nonpayment of principal, or failure to produce returns as forecasted.	<ul style="list-style-type: none"> <li>Provision for Loan Losses</li> <li>Allowance for Loan Losses ("ALLL")</li> <li>Pre-Provision Net Revenue ("PPNR")</li> </ul>
Market Risk (including interest rate risk)	Loss due to changes in interest rates, FX rates, equity prices, and asset and collateral values.	<ul style="list-style-type: none"> <li>Net Interest Income ("NII")</li> <li>Other Comprehensive Income ("OCI")</li> </ul>
Operational Risk	Loss resulting from inadequate or failed internal processes, people and systems, or from external events, including fraud.	<ul style="list-style-type: none"> <li>Non-Interest Expense</li> <li>Operational Risk Loss</li> </ul>
Liquidity Risk	Potential inability to access sufficient funds to meet funding needs and financial obligations.	<ul style="list-style-type: none"> <li>Liquidity Portfolio</li> <li>NII</li> </ul>
Strategic Risk	Risk to capital and earnings arising from changes in the business environment or adverse business decisions.	<ul style="list-style-type: none"> <li>PPNR</li> <li>Equity</li> </ul>

# Stress Test Methodology: Overview

- Synchrony considers a broad range of potential stresses to its balance sheet, capital levels, PPNR, and provision for loan losses.
- Synchrony uses both qualitative and quantitative methods to translate risk measures, including proprietary econometric forecasting models coupled with management judgment, to estimate the financial impact to PPNR, provision for loan losses, and risk-weighted assets (“RWAs”) by product for the nine-quarter stress test horizon.
  - PPNR includes net interest income, inclusive of retailer share arrangements (“RSAs”), non-interest income, and non-interest expense.
  - Provision for loan losses reflects net charge-offs of loans and changes to ALLL.
  - Eligible capital, RWAs, and resulting capital ratios reflect a Basel III standardized approach<sup>1</sup> applied to balance sheet projections under the macroeconomic conditions of the Supervisory Severely Adverse scenario.

<sup>1</sup> Consistent with capital transition rules

# Stress Test Methodology: PPNR

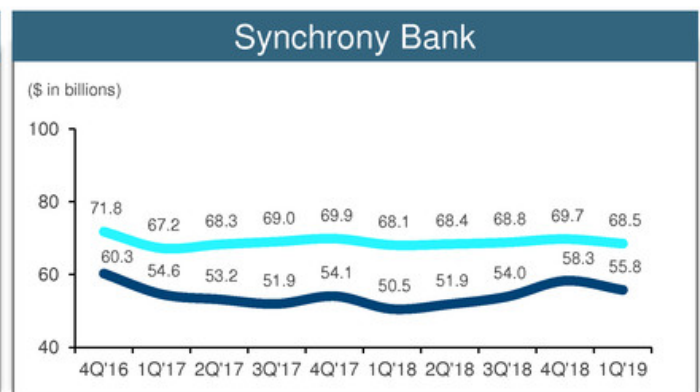
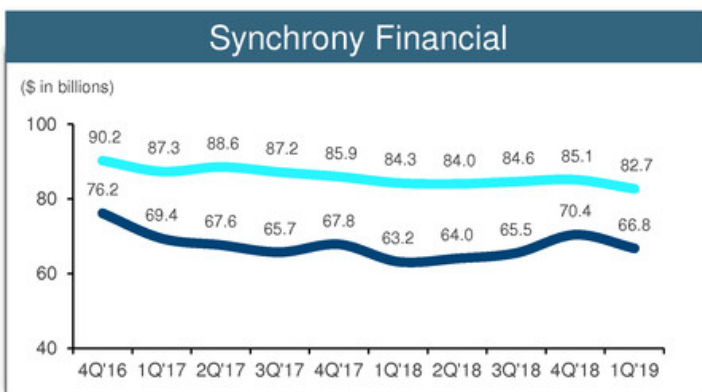
- Interest income is estimated across Synchrony's lending products, using proprietary econometric forecasting models. These models and other forecasting methodologies estimate the loan receivable balances, interest and fees on loans, investment security balances, interest on investment securities, and RSAs.
- RSAs are generally structured to share in the economic performance of retailer partner programs above a negotiated threshold. Estimated payments to partners pursuant to these RSAs generally decrease in a stress environment and therefore mitigate any adverse impact of macroeconomic stress on Synchrony's profitability over the projection horizon.
- Interest expense is estimated for all deposit and borrowing channels, using internally developed forecasting methodologies to estimate expected funding balances multiplied by projected interest rates.
- Non-interest income is generally estimated by forecasting the volume of transactions and the fees or rates associated with that volume.
- Non-interest expense is estimated in several components including:
  - Variable expenses that change with key drivers associated with business activities.
  - Fixed expenses that reflect the company's built-in infrastructure costs.
  - Losses related to operational events that include credit card fraud losses using proprietary econometric forecasting models, and other operational loss events using other forecasting methodologies including scenario analysis.

# Stress Test Methodology: Provision for Loan Losses

- Provision for loan losses is forecasted in two key components: Net Charge-offs of Loans and changes in Allowance for Loan Losses (ALLL).
- Net charge-offs are a function of gross charge-offs net of reversals and recoveries.
  - Gross charge-offs of loans are estimated using proprietary econometric forecasting models that consider the statistical relationship between macroeconomic variables and credit losses for Synchrony's products based on historical experience.
  - Recovery performance is modeled based on the statistical relationship between macroeconomic variables and historical charge-offs available for collection.
  - The key macroeconomic variables used are: Unemployment Rate, House Price Index, Mortgage Rate, Gross Domestic Product, Disposable Income, and US Retail Sales.
- Reserves are estimated based on a forward view of net charge-offs impacted by multiple factors using current ALLL reserving practices.
  - The substantial majority of the reserve build over the planning horizon is estimated to occur over the first 3 quarters of 2017 in anticipation of future net charge-offs as the economy deteriorates.

# Stress Test Methodology: Risk-Weighted Assets

- Under the Supervisory Severely Adverse scenario, Synchrony estimates that business volume would decrease as management credit actions take effect and consumers reduce spending under a severe macroeconomic environment.
- Lower payment rates and a conservative liquidity strategy lead to modest asset decline.
- In this scenario, RWAs experience a greater decline than asset levels as management credit actions, lower spending, and increased losses lead to lower receivable balances, while increased holdings of liquid assets support relatively higher levels of total balance sheet assets.



Assets RWAs

# Supervisory Severely Adverse Scenario Results

Actual 4Q 2016 and hypothetical stressed capital ratios and RWAs<sup>1</sup> under the Supervisory Severely Adverse scenario (1Q 2017 – 1Q 2019)

	Synchrony Financial			Synchrony Bank		
	Actual 4Q 2016	Stressed Capital Ratios		Actual 4Q 2016	Stressed Capital Ratios	
		Ending 1Q 2019	Minimum		Ending 1Q 2019	Minimum
Common Equity Tier 1 Capital Ratio (%) <sup>1</sup>	17.2%	18.2%	16.5%	15.4%	14.9%	13.7%
Tier 1 Risk-Based Capital Ratio (%) <sup>1</sup>	17.2%	18.2%	16.5%	15.4%	14.9%	13.7%
Total Risk-Based Capital Ratio (%) <sup>1</sup>	18.5%	19.6%	17.9%	16.7%	16.3%	15.1%
Tier 1 Leverage Ratio (%) <sup>2</sup>	15.0%	14.7%	13.6%	13.2%	12.1%	11.5%
<b>RWAs ( \$ in billions)</b>						
Basel III standardized approach	\$76.2	\$66.8		\$60.3	\$55.8	

<sup>1</sup> Capital Ratios and RWAs are calculated under the Basel III standardized approach consistent with capital transition rules.

<sup>2</sup> Tier 1 Leverage Ratio is calculated as Tier 1 Capital as a percentage of total average assets, after certain adjustments.

# Supervisory Severely Adverse Scenario Results

Nine-quarter cumulative profit and loss metrics under the Supervisory Severely Adverse scenario (1Q 2017 – 1Q 2019)

	Synchrony Financial			Synchrony Bank		
	\$ in Billions	% of Average Assets <sup>1</sup>	% of Average Assets <sup>1</sup> Annualized	\$ in Billions	% of Average Assets <sup>1</sup>	% of Average Assets <sup>1</sup> Annualized
Pre-Provision Net Revenue <sup>2</sup>	\$16.8	19.5%	8.7%	\$14.0	20.3%	9.0%
Less						
Provision for Loan Losses	\$16.3	18.9%	8.4%	\$14.0	20.2%	9.0%
Realized (Gains)/Losses on Securities (AFS/HTM)	\$0.0			\$0.0		
Other Losses/(Gains)	-			-		
Equals						
Net Income before Taxes	\$0.5	0.6%	0.3%	\$0.0	0.0%	0.0%
<b>Memo Items (\$ in billions)</b>						
OCI <sup>3</sup>	\$0.0			\$0.0		

<sup>1</sup> Average assets is the nine-quarter average of total assets. Percent of average assets is calculated as nine-quarter cumulative PPNR, nine-quarter cumulative provision for loan losses, and nine-quarter cumulative net income before taxes, divided by average assets.

<sup>2</sup> PPNR includes total revenue (interest income net of RSAs, and non-interest income), net of interest expense and non-interest expense. Non-interest expense includes losses from operational risk events including credit card fraud losses.

<sup>3</sup> OCI includes unrealized gains and losses on investments in debt and marketable equity securities that are available for sale, and post retirement benefit obligations, net of tax.

# Supervisory Severely Adverse Scenario Results

Nine-quarter cumulative loan losses by type of loans under the Supervisory Severely Adverse scenario (1Q 2017 – 1Q 2019)

	Synchrony Financial		Synchrony Bank	
	\$ in Billions	Portfolio Loss Rates <sup>1</sup>	\$ in Billions	Portfolio Loss Rates <sup>1</sup>
Loan Losses	\$14.2	20.7%	\$12.0	21.3%
Credit Cards <sup>2</sup>	\$13.7	20.8%	\$11.5	21.5%
Commercial and Industrial <sup>3</sup>	\$0.3	23.7%	\$0.3	23.8%
Other Consumer <sup>4</sup>	\$0.2	13.0%	\$0.2	12.9%
Other Loans	\$0.0	21.9%	\$0.0	22.2%

<sup>1</sup> Portfolio loss rates calculated as the cumulative loan losses net of recoveries over nine quarters divided by average loan balances over nine quarters.

<sup>2</sup> Credit card loan losses include losses on private label credit cards and Dual Cards.

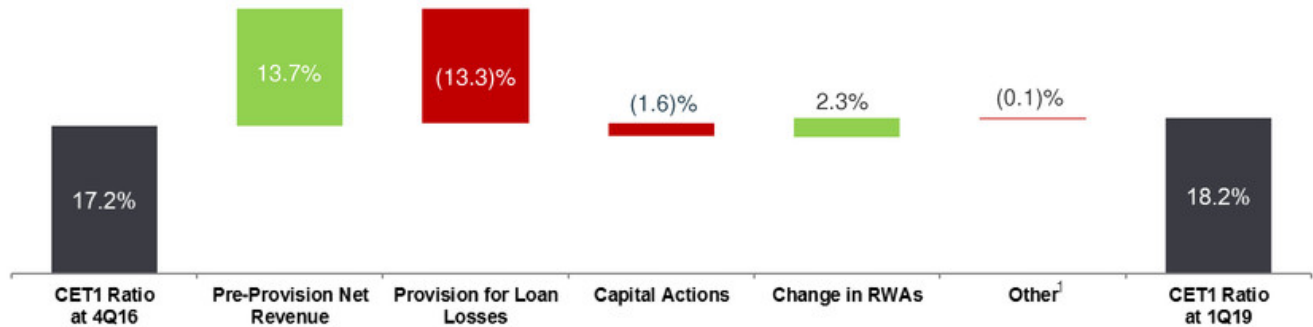
<sup>3</sup> Commercial and industrial loan losses include losses on private label credit cards and Dual Cards for small to mid-sized commercial customers.

<sup>4</sup> Other consumer loan losses include losses on consumer installment loans.

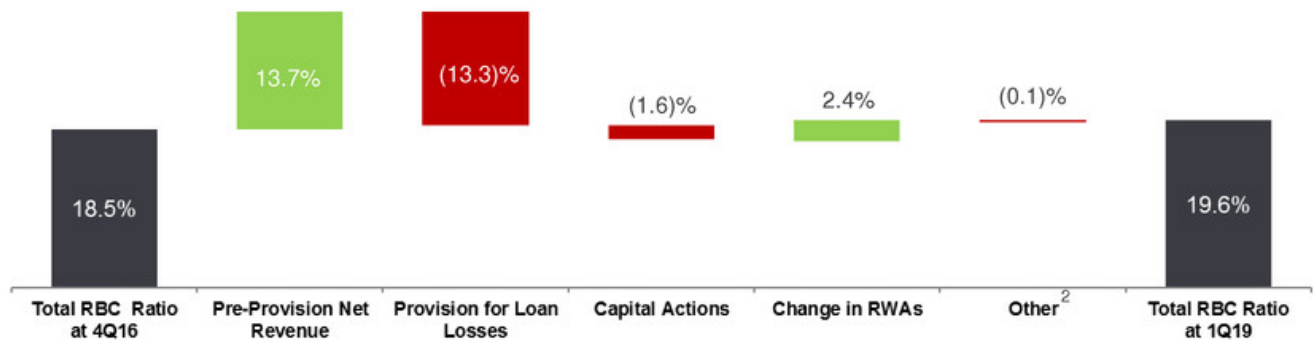


# Synchrony Financial - Supervisory Severely Adverse Scenario Drivers of Changes to Capital Ratios

## Common Equity Tier 1 Capital Ratio



## Total Risk-Based Capital Ratio

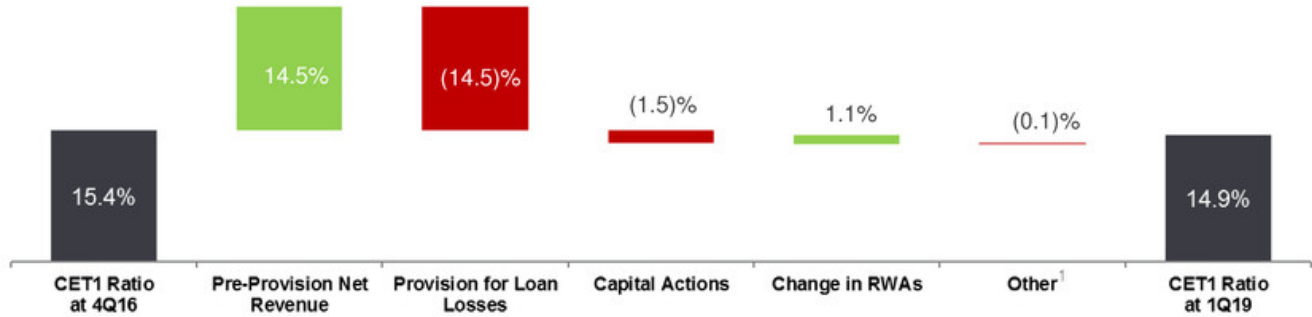


<sup>1</sup> "Other" includes changes in goodwill, intangibles, and accumulated OCI.

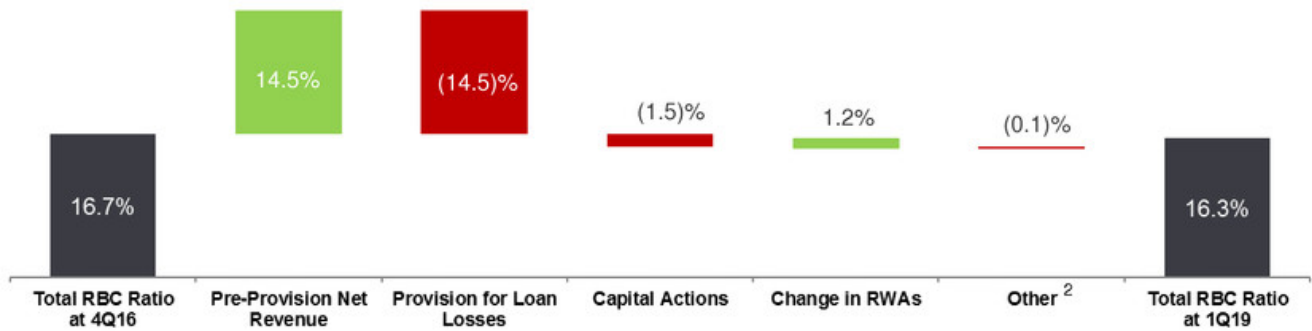
<sup>2</sup> "Other" includes changes in goodwill, intangibles, accumulated OCI, and eligible ALLL.

# Synchrony Bank - Supervisory Severely Adverse Scenario Drivers of Changes to Capital Ratios

## Common Equity Tier 1 Capital Ratio



## Total Risk-Based Capital Ratio



<sup>1</sup> "Other" includes changes in goodwill, intangibles, and accumulated OCI.

<sup>2</sup> "Other" includes changes in goodwill, intangibles, accumulated OCI, and eligible ALLL.



*Engage with us.*



